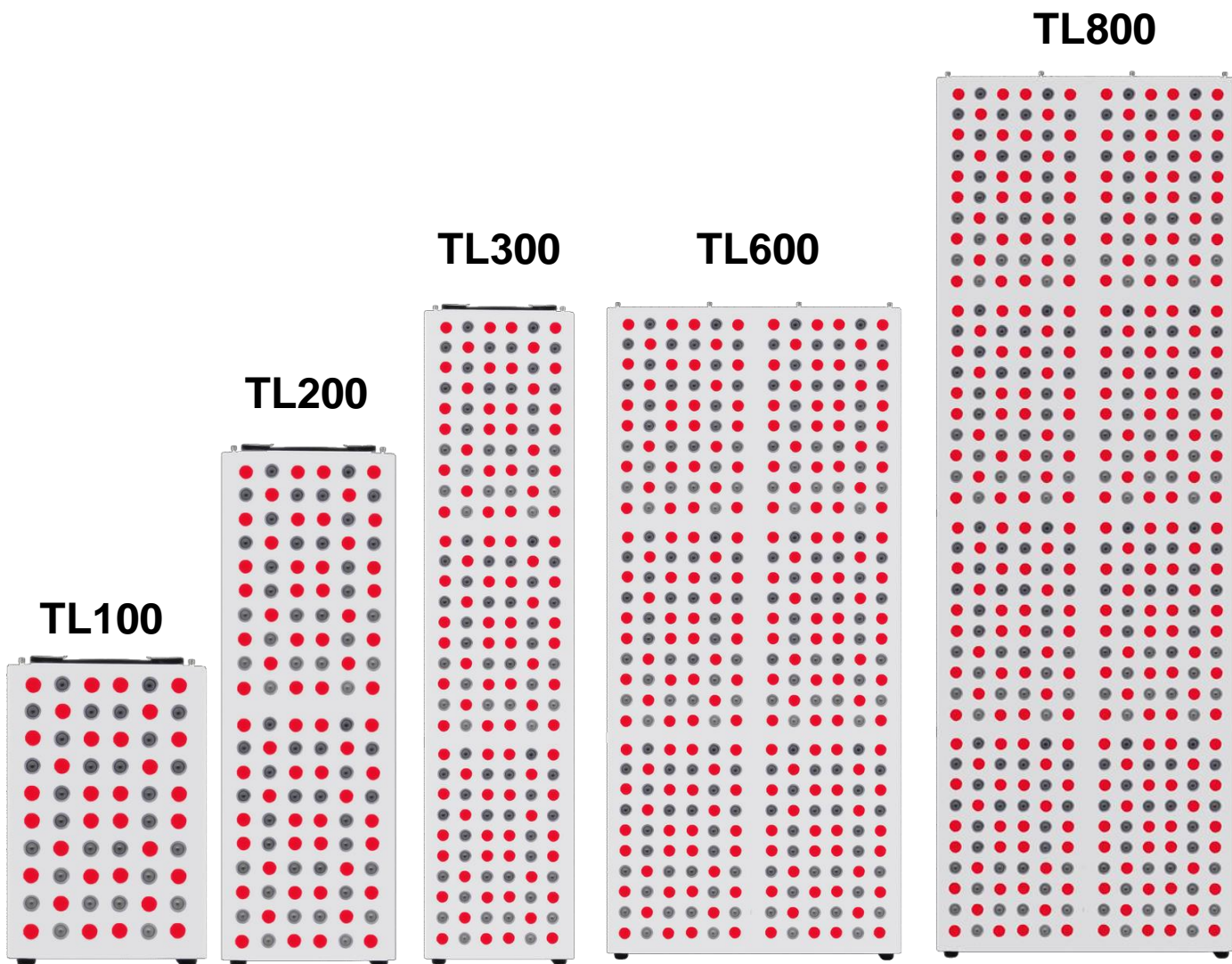


# **LED Therapy Light TL Series**


INSTRUCTION OF IL-TL® IdeaLight




# **LED Therapy Light TL Series**

## INSTRUCTION OF IL-TL® IdeaLight


**TL1000**




**TL1200**



**TL1500**



**TL2000**




## **Knowledge point:**

Near infrared light therapy is an every-day term for the science of photobiomodulation. It uses invisible, near infrared wavelengths between 700 and 1200 nm to deliver energy to the cells, stimulating healing and relieving pain.

Infrared light therapy has been proven effective by hundreds of studies all over the globe, is 100% natural and has no known adverse side effects.

### **— Features —**

- 660nm : 850nm with possibility to switch
- Very low heat output
- Timer built-in
- Remote controller
- Energy Saving
- No mercury, Lead-free
- No noisy: Silent design
- 50000 hours lifespan
- High efficiency
- 2 years warranty
- Easy to install
- 30° lens
- Cooling system: fans inside
- Patent shape design
- Custom shape is possible



# WISSER-Opora Ltd.

## Modern technologies in Agriculture

Sofia, Mladost, bl.262 officeA3  
Plovdiv, Stefan Botev Str. 6

1715 Sofia, Mladost 4, POB 6

VAT NR. BG040458491

tel. +35932942138 +35929743405 +359889715605; [www.opora.bg](http://www.opora.bg) [www.opora-bg.com](http://www.opora-bg.com)

### — TL Specification —

Model	TL100	TL200	TL300	TL600	TL800	TL1000	TL1200	TL1500	TL2000
Dimensions (mm)	320*220	640*220	960*220	960*420	1280*420	1600*420	1280*660	1600*660	1920*660
LED Qty.	60	120	180	360	480	600	720	900	1080
Power Consumption	85W	170W	255W	510W	680W	850W	1020W	1275W	1530W
Spectrum	Red, IR, Both, customize								
Power Density	> 100mw/cm <sup>2</sup>								
Led Source	3W LED								
Beam Angle	30°								
Input voltage	AC 240V								
Frequency	50-60Hz								
Power Factor	>0.95								
Operating Temperature	-17 +41 °C				0-107F				
Warranty	3 years								
LED Lifetime Rating	30000+								
Certification	FDA CE ROHS FCC								
Timer	Yes								
Remote Controller	Yes								
Tabletop Stand	Yes	/	/	/	/	/	/	/	/
Door Mount	/	Yes	Yes	Yes	Yes	/	/	/	/
Door hook	/	Yes	Yes	Yes	Yes	/	/	/	/
Hanger ratchet	/	Yes	Yes	Yes	/	/	/	/	/
Movable Stand (*Need to purchase separately)	/	/	/	/	/	Yes	Yes	Yes	Yes
Installed against the wall	/	/	/	/	/	/	Yes	Yes	Yes
Parallel lifting with the bed	/	/	/	/	/	/	Yes	Yes	Yes
Package	Carton packaging						Cellular box packaging		

## Benefits

Timer Display



- Promotes [wound healing](#) and tissue repair
- Improves [hair growth](#) in people with androgenic [alopecia](#)
- Help for the short-term treatment of [carpal tunnel syndrome](#)
- Stimulates healing of slow-healing wounds, like [diabetic foot ulcers](#)
- Reduces psoriasis lesions
- Aids with short-term relief of pain and morning stiffness in people with [rheumatoid arthritis](#)
- Reduces some of the side effects of cancer treatments, including [oral mucositis](#)
- Improves skin complexion and [builds collagen](#) to diminish [wrinkles](#)
- Helps to mend [sun damage](#)
- Prevents recurring [cold sores](#) from herpes simplex virus infections
- Improves the health of [joints](#) in people with degenerative [osteoarthritis](#) of the knee
- Helps diminish [scars](#)
- Relieves [pain and inflammation](#) in people with pain in the Achilles tendons

## Installation method —

### 1.1) Tabletop Stand:



### 1.2) Wall mounting:



4\*Screw holes 4\*Screw

## Applicable Products: TL100

*\*Note: 1.2 The Wall mounting installation method, because that way is for option, there are no screws included in the package. When you want to install the device by that way, please make sure the screws be under a loading-bearing of 10kg.*

### 2) Door Mount:



Door hook

## Applicable Products: TL200/300/600/800

*\*Note: TL800 without hanger ratchet included in the package.*

## Installation method



### 3) Movable Stand:

**Applicable Products:** TL1000/1200/1500/2000


*\*Note: This Movable stand with extra charge*

### 4) Wall-Mounted:

**Accessories:**



**Use expansion screws to nail the wall**



*\*Note: The bottom of the lamp must be stood on the ground or can bear the weight of the platform, can not be suspended.*

**Applicable Products:** TL1200/1500/2000

## Installation method


### 5) Parallel lifting with the bed:

#### Accessories:



**1.Hanger ratchet**

**2.304 stainless steel eyebolt**



**Applicable Products: TL1200/1500/2000**

***\*Note: It is possible to check the quality of the hanger frequently to avoid injury if you hanger this device for all the time.***



**-Included in the Package-**



**POWERCORD TABLE**

EU-2P	US-2P	UK-2P	IT-2P/3P	AG-2P
EU-3P	US-3P	UK-3P	CN-3P	AU-3P

*\*Note: Accessories with \* will be selected according to different models*

**— Attention —**

1. Do not use the lights in dripping water or anywhere where they will get wet, water and electricity can be a dangerous mixture.
2. The working environment for the light is -20~40°C,45%RH~90%RH.
3. To protect the light, Please cut off the power when there is a lightning strike.
4. Don't touch or move when the light is working.